

**MAINTENANCE DEPARTMENT
MONTHLY OPERATIONS REPORT
FOR THE MONTH OF: OCTOBER 2020
PREPARED: NOVEMBER 2020**

MEASURE	MONTH	UNITS	FY YTD	UNITS
WORK ORDERS (W.O.) PROCESSED	145		1313	#
STAFF HOURS REQUIRED FOR W.O.	482.58	HRS.	1841.08	HRS.
NON-CORE DUTIES HOURS	51.5	HRS.	419	HRS.
CD. MAN HOURS REQUIRED FOR WO	431.08	HRS.	1019.58	HRS.
PM FIRE HYDRANTS	0		223	
FIRE HYDRANT REPAIR	0		2	
PM VALVE EXERCISED	0		0	
MANHOLE INSPECTIONS	9		176	
CCTV SEWER LINE	300	L. FT.	757	L. FT.
SEWER LINE CLEANED	121	L. FT.	509	L. FT.
SL RAT INSPECTIONS	300	L. FT.	35,134	L. FT.
VEHICLES SERVICED/REPAIRED	17		80	
# OF WATER BREAKS	1		3	
# OF SEWER BACKUPS	0		0	
# OF CLEANOUTS INSTALLED	0		0	
# OF MISS UTILITY TICKETS	139		578	
# OF METERS READ	28		140	
# OF METERS SHUT OFF	0		0	
# OF METERS TURNED ON	0		0	
# OF REPLACED METERS	0		0	
# OF REPLACED REGISTERS	0		0	
# OF NEW ACC. METER INSTALLS	2		10	
# OF LEAK CHECKS	59		216	
# OF REPLACED MIUs (Radios)	34		113	
CUSTOMER COMPLAINTS	0		0	
WATER COMPLAINTS REC'D	0		0	
WATER COMPLAINTS RESOLVED	100	%	100	%
WASTEWATER COMPLAINTS REC'D	0		0	
WASTEWATER COMPLAINTS RES'D	100	%	100	%
BULK WATER GALLONS AT NEW RATE	0	Gallons	0	Gallons
BULK WATER SALES-(rate \$15.18per)	\$0.00		\$0.00	

ACCOMPLISHMENTS

Replaced 11 manhole covers after smoke testing study.
 Daily Miss Utility Ticket Location Marking
 Fleet Maintenance
 Replaced leaking setter at Misty Pond Terrace
 Weekly cleaning and restocking of dog waste stations
 Weekly pickup of Public Trash cans on 21st St./Main St. and Chapman/DeMary Trail
 Quarterly cleaning and inspection of Magnolia's sewer line
 CCTV new storm line on Nursery Avenue
 Manhole/Valve data for E. A Street, Loudoun Valley Dr, Glenmeade Dr, and Crosman CT.
 Assisted Wastewater Treatment Plant with Pump Station Cleaning
 Equipment Maintenance
 Community Event Sign Work Orders
 Repaired/replaced damaged traffic signs as needed
 Fleet Maintenance
 Weekly Mowing Operations for Facilities and Town Properties
 Assisted Parks and Rec with Arbor day tree plantings at Chapman/DeMary Trail
 Bush hogged water and sewer easements
 Asphalt patches on 18th Street
 Street tree removal and plantings on Yaxley Drive (Two Trees)
 Radar data collection for West A Street
 Leaf removal on town properties
 Leaf removal on various VDOT eligible streets
 Built and installed plaque for Kevin Talley Memorial at WWTP
 Cleaned storm drainage inlets

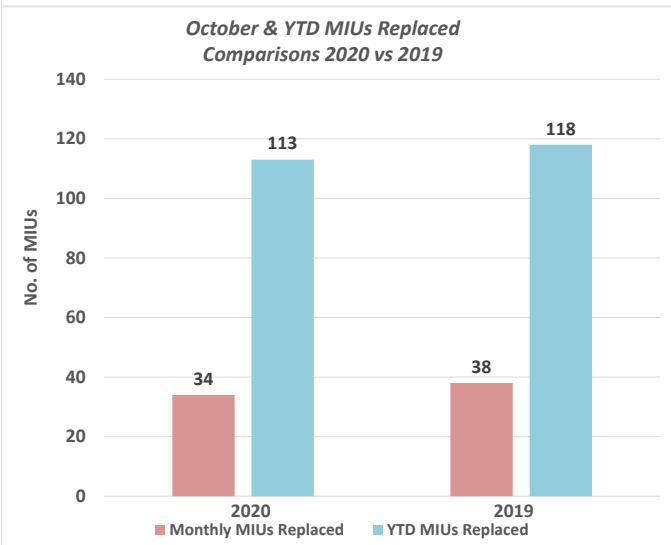
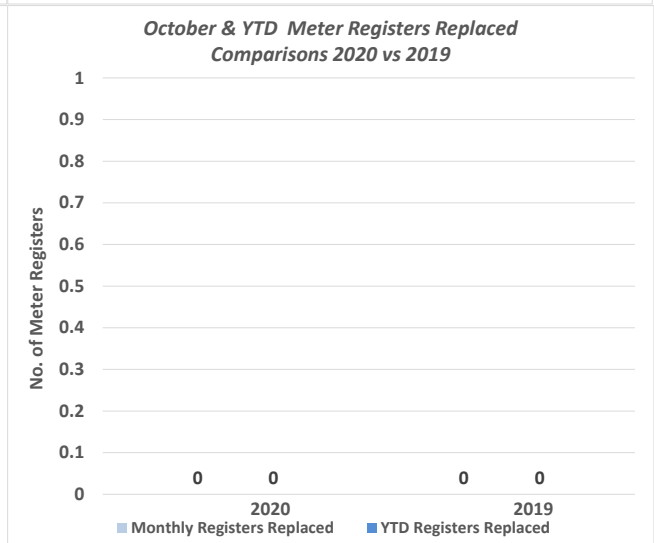
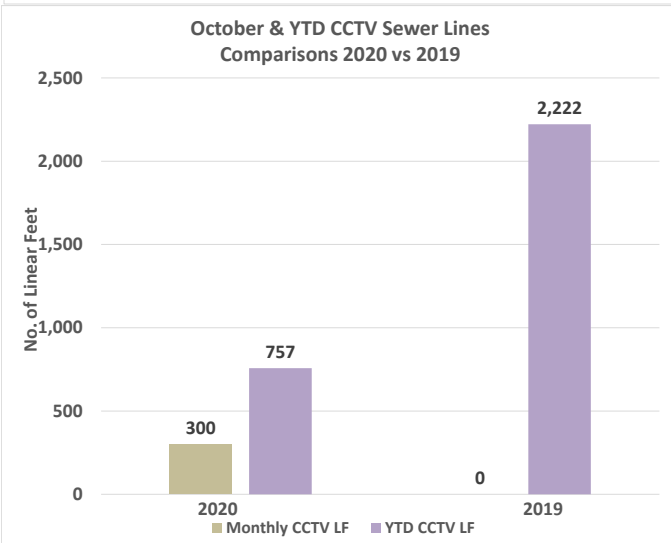
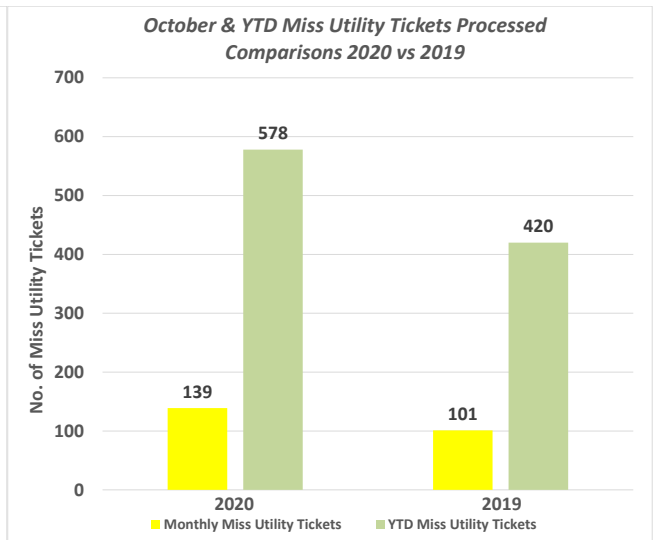
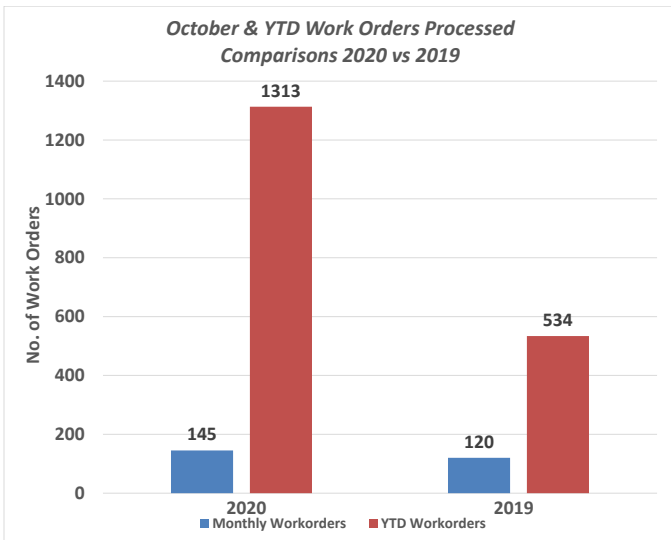
**MAINTENANCE DEPARTMENT
MONTHLY OPERATIONS REPORT
FOR THE MONTH OF: OCTOBER 2019
PREPARED: NOVEMBER 2019**

MEASURE	MONTH	UNITS	FY YTD	UNITS
WORK ORDERS (W.O.) PROCESSED	120		534	#
STAFF HOURS REQUIRED FOR W.O.	351	HRS.	1429.5	HRS.
NON-CORE DUTIES HOURS	49.5	HRS.	133.5	HRS.
CD. MAN HOURS REQUIRED FOR WO	308	HRS.	945	HRS.
PM FIRE HYDRANTS	4		63	
FIRE HYDRANT REPAIR	0		2	
PM VALVE EXERCISED	0		1	
MANHOLE INSPECTIONS	0		11	
CCTV SEWER LINE	0	L. FT.	2,222	L. FT.
SEWER LINE CLEANED	0	L. FT.	2,366	L. FT.
SL RAT INSPECTIONS	0	L. FT.	10,229	L. FT.
VEHICLES SERVICED/REPAIRED	26		51	
# OF WATER BREAKS	0		0	
# OF SEWER BACKUPS	0		1	
# OF CLEANOUTS INSTALLED	1		2	
# OF MISS UTILITY TICKETS	101		420	
# OF METERS READ	19		102	
# OF METERS SHUT OFF	1		12	
# OF METERS TURNED ON	1		12	
# OF REPLACED METERS	0		0	
# OF REPLACED REGISTERS	0		0	
# OF NEW ACC. METER INSTALLS	1		4	
# OF LEAK CHECKS	21		113	
# OF REPLACED MIUs (Radios)	38		118	
CUSTOMER COMPLAINTS	0		0	
WATER COMPLAINTS REC'D	0		0	
WATER COMPLAINTS RESOLVED	100		100	
WASTEWATER COMPLAINTS REC'D	0		0	
WASTEWATER COMPLAINTS RES'D	100		100	
BULK WATER GALLONS AT NEW RATE	0	Gallons	0	Gallons
BULK WATER SALES-(rate \$15.18per)	\$0.00		\$0.00	

ACCOMPLISHMENTS

Signage upgrade for Teardrop (Main St./Nursery Ave.)
 Installed STOP letters and painted crosswalks and Stop bars at 20th/A Street Intersection
 Painted crosswalks on 20th Street
 Striped parking lots at WWTP and Maintenance Facility
 Placed radar data signs in several locations for Police Department
 Weekly cleaning/restocking of dog waste stations
 Removed fallen trees from Potts property fence at Hirst Reservoir
 Weekly mowing operations
 Maintenance of Chapman DeMary Trail
 Cleaned and painted board fence at Town Hall/Tabernacle parking lot
 Installed (4) sets of rumble bars on A Street
 Assisted with install of tower at Maintenance for meter reading
 Cleared trees/weeds etc. from bridge abutments and culverts town-wide.
 Pothole repairs
 Installed (2) blinker crosswalk signs at W&OD trail crossing on Hatcher Ave.
 Painted meter house at Cooper Springs

**Maintenance Department
2020 vs 2019 Comparisons**



**WATER TREATMENT PLANT
MONTHLY OPERATIONS REPORT
FOR THE MONTH OF: OCTOBER 2020
PREPARED: NOVEMBER 2020**

**WATER TREATMENT PLANT
MONTHLY OPERATIONS REPORT
FOR THE MONTH OF: OCTOBER 2019
PREPARED: NOVEMBER 2019**

WATER	MONTH	UNITS	AVG./DAY	UNITS
ALUMINUM SULFATE	1,626.3	lbs.	52.5	lbs.
POLYMER				
METAPHOSPHATE	178.3	lbs.	5.8	lbs.
SODA ASH	1,960.5	lbs.	63.2	lbs.
FLUORIDE (WTP & WELLS)		lbs.	0.0	lbs.
POTASSIUM PERMANGANATE	23.5	lbs.	0.8	lbs.
CHLORINE (HYPOCHLORITE @ WTP)	373.1	lbs.	12.0	lbs.
CHLORINE RESIDUAL (TANK)			1.9	mg/L
AVERAGE PH (FINISHED)			7.6	SU
BULK WATER SALES	0	gals.	0.0	gals.
INLINE METER, COOPER SPRINGS	3,187,364	gals.	102,818.2	gals.
JEFFERIES WELL	1,292,400	gals.	41,690.3	gals.
WATER PLANT GALLONS	11,253,000	gals.	363,000.0	gals.
MARSH WELL	2,135,600	gals.	68,890.3	gals.
MOUNTAIN VIEW WELL	490,670	gals.	15,828.1	gals.
MAIN STREET VILLAGES WELLS (MS-1 & VC)	2,518,751	gals.	81,250.0	gals.
CORNWELL #2 WELL	1,190,022	gals.	38,387.8	gals.
FORBES WELL	842,836	gals.	27,188.3	gals.
HIRST #2 WELL	0	gals.	0.0	gals.
TOTAL WATER FLOW	18,430,879	gals.	594,544.5	gals.

WATER	MONTH	UNITS	AVG./DAY	UNITS
ALUMINUM SULFATE	1,105.9	lbs.	35.7	lbs.
POLYMER				
METAPHOSPHATE	220.5	lbs.	7.1	lbs.
SODA ASH	1,335.6	lbs.	43.1	lbs.
FLUORIDE (WTP & WELLS)	180.7	lbs.	5.8	lbs.
POTASSIUM PERMANGANATE	27.1	lbs.	0.9	lbs.
CHLORINE (HYPOCHLORITE @ WTP)	301.9	lbs.	9.7	lbs.
CHLORINE RESIDUAL (TANK)			2.0	mg/L
AVERAGE PH (FINISHED)			7.5	SU
BULK WATER SALES	-	gals.	0	gals.
INLINE METER, COOPER SPRINGS	4,265,318	gals.	137,591	gals.
JEFFERIES WELL	514,800	gals.	16,606	gals.
WATER PLANT GALLONS	8,268,100	gals.	266,713	gals.
MARSH WELL	1,944,700	gals.	62,732	gals.
MOUNTAIN VIEW WELL	582,051	gals.	18,776	gals.
MAIN STREET VILLAGES WELLS (MS-1 & VC)	3,210,529	gals.	103,565	gals.
CORNWELL #2 WELL	1,653,670	gals.	53,344	gals.
FORBES WELL	1,394,153	gals.	44,973	gals.
HIRST #2 WELL	0	gals.	0	gals.
TOTAL WATER FLOW	17,053,203	gals.	550,103	gals.

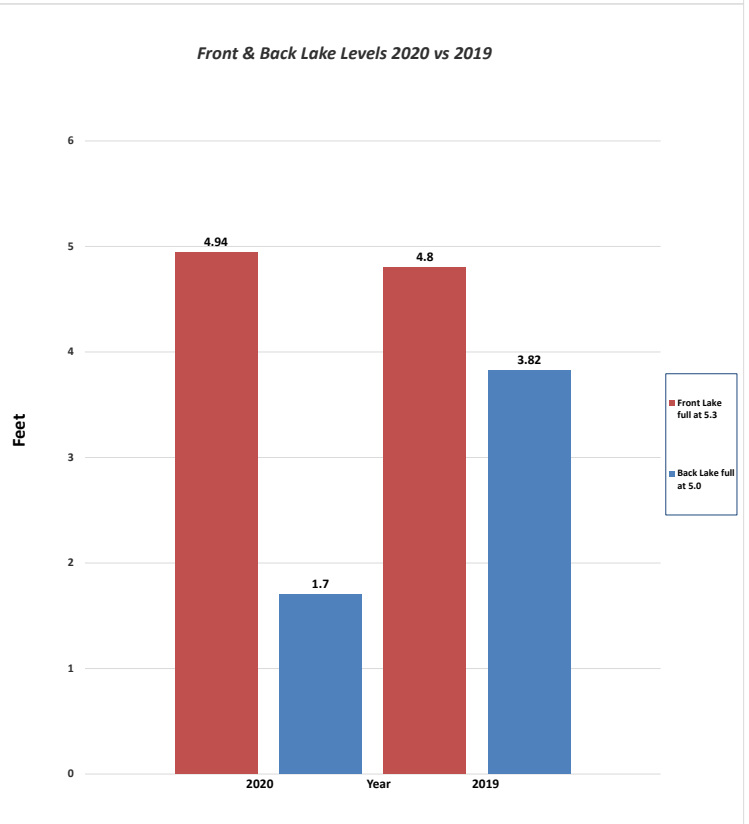
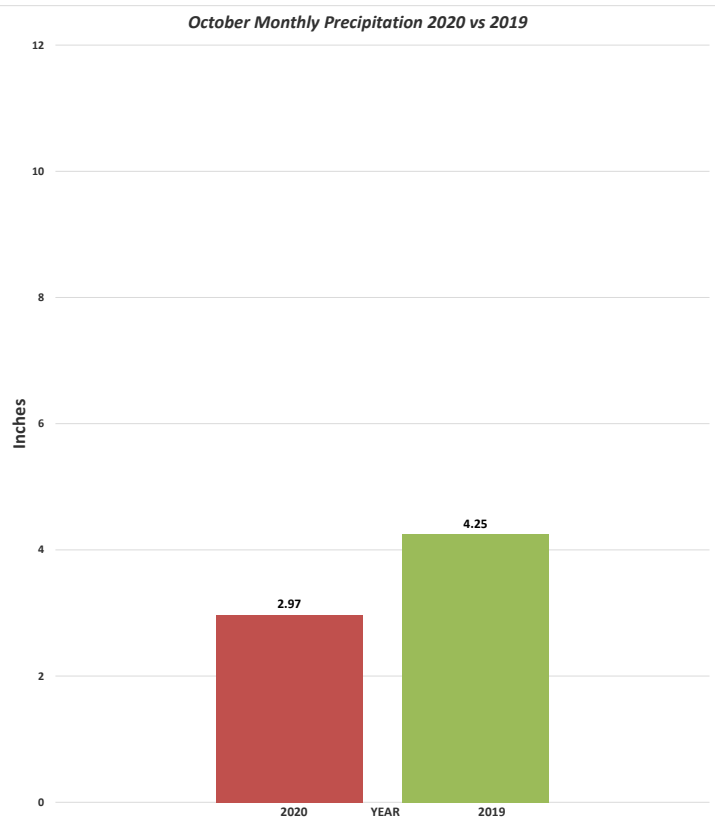
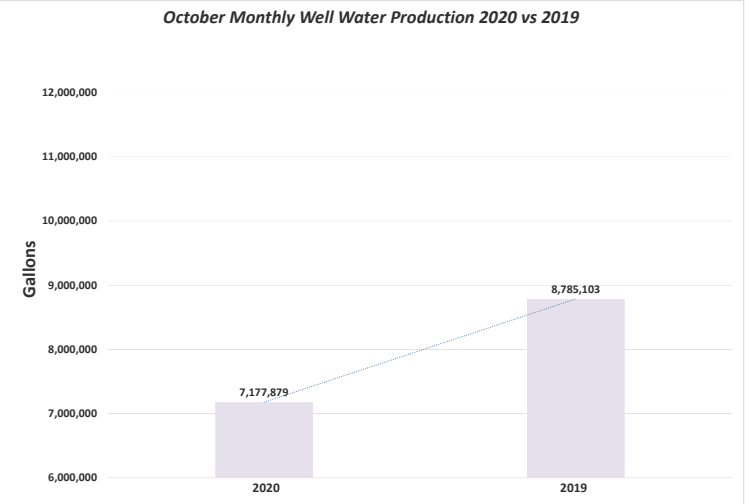
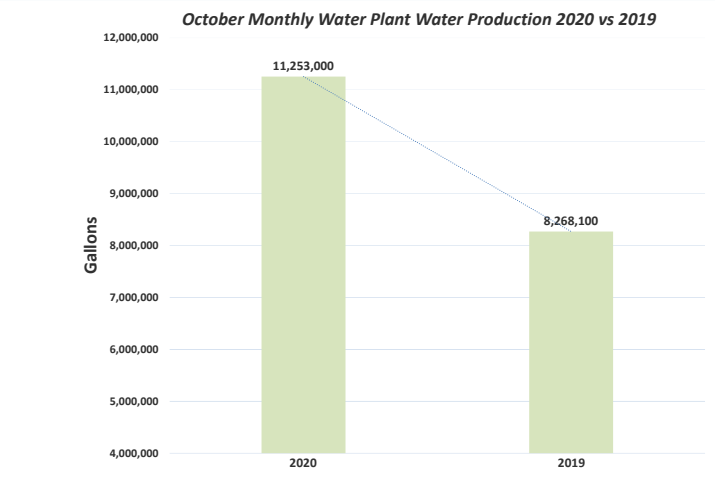
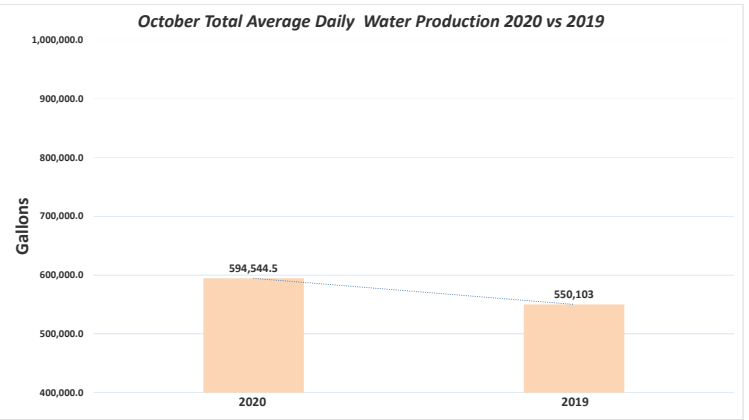
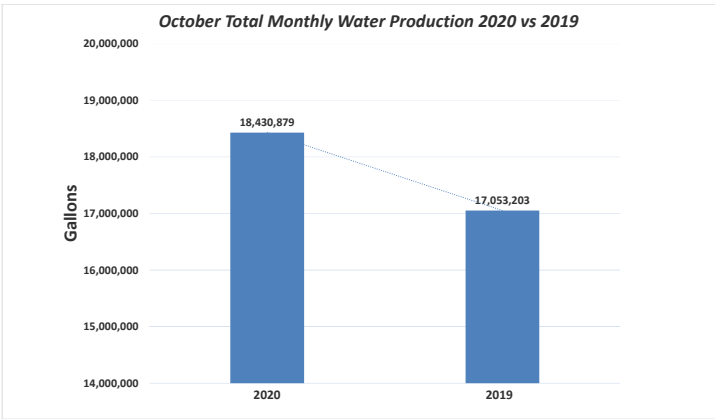
RESERVOIR LEVELS:	1-Oct-2020	31-Oct-2020
FRONT LAKE:	5.20'	4.94'
BACK LAKE	2.70'	1.7'
RAINFALL:	2.97"	

RESERVOIR LEVELS:	1-Oct-2019	31-Oct-2019
FRONT LAKE:	4.68'	4.80'
BACK LAKE	3.38'	3.82'
RAINFALL:	4.25"	

ACCOMPLISHMENTS

NPDES Discharge Monitoring Report due 10/10 was mailed on 10/02/20.
 VDH ODW Monthly Operating Report due 11/10 was submitted electronically on 11/10/2020.
 Four Weekly Water Production Reports were completed.
 Carbon tank repair and change-out completed at Main St. GWTP from 10/24-10/27/2020
 Forbes and Cornwell Wells off-line for connection of two new wells to Nature Park GWTP 10/12-10/21/2020

**Water Well Production Facilities
October 2020 vs 2019 Comparisons**



**WATER RECLAMATION FACILITY
MONTHLY OPERATIONS REPORT
FOR THE MONTH OF: October 2020
PREPARED: November 2020**

**WATER RECLAMATION FACILITY
MONTHLY OPERATIONS REPORT
FOR THE MONTH OF: October 2019
PREPARED: November 2019**

MEASURE	MONTH	AVG./DAY
INFLUENT FLOW	17,452,000 GAL	563,000 GAL
EFFLUENT FLOW	18,197,700 GAL	587,000 GAL
MAXIMUM DAY INFLUENT	803,300 GAL	
FERRIC CHLORIDE	2,793 GAL	90 GAL
CITRIC ACID	284 GAL	71 GAL
SODIUM HYPOCHLORITE	168 GAL	21 GAL
METHANOL	1,011 GAL	33 GAL
RAIN	3.92 IN.	0.13 IN.

MEASURE	MONTH	AVG./DAY
INFLUENT FLOW	13,429,400 GAL	447,600 GAL
EFFLUENT FLOW	14,283,900 GAL	476,100 GAL
MAXIMUM DAY INFLUENT	1,009,300 GAL	
FERRIC CHLORIDE	2,800 GAL	89 GAL
CITRIC ACID	358 GAL	72 GAL
SODIUM HYPOCHLORITE	485 GAL	69 GAL
METHANOL	885 GAL	29 GAL
RAIN	6.05 IN.	0.20 IN.

MONTHLY TOTAL NUTRIENT DISCHARGE

TOTAL NITROGEN	40 LBS.
TOTAL NITROGEN YTD	809 LBS.
AVG. DAILY NITROGEN	0.25 MG/L
VPDES NITROGEN LIMIT	4.0 MG/L
TOTAL PHOSPHORUS	26 LBS.
TOTAL PHOSPHORUS YTD	320 LBS.
AVG. PHOSPHORUS DAILY	0.17 MG/L
VPDES PHOSPHORUS LIMIT	0.3 MG/L

MONTHLY TOTAL NUTRIENT DISCHARGE

TOTAL NITROGEN	30 LBS.
TOTAL NITROGEN YTD	663 LBS.
AVG. DAILY NITROGEN	0.24 MG/L
VPDES NITROGEN LIMIT	4.0 MG/L
TOTAL PHOSPHORUS	21 LBS.
TOTAL PHOSPHORUS YTD	306 LBS.
AVG. PHOSPHORUS DAILY	0.17 MG/L
VPDES PHOSPHORUS LIMIT	0.3 MG/L

ACCOMPLISHMENTS

All Staff received training on (EMS) Facility Waste management,
(Plant Process)Non Potable Water System, (Safety) Vehicle Safety, Storm water prevention plan, (LAB)Pipetting, Fume hood
Hauled 72 wet tons of bio-solids for land application.
Replaced filtrate pump. Performed semi-annual recovery cleans on membranes
Submitted VDEQ discharge monitoring report, Virginia's nutrient report .

NIA

No information available at this time.

Basham Simms Water Reclamation Facility 2020 vs 2019 Comparisons

